

SAP Change and Transport Organizer for Jira Documentation

1. INSTALLATION

Installation on SAP

Uploading the Transports

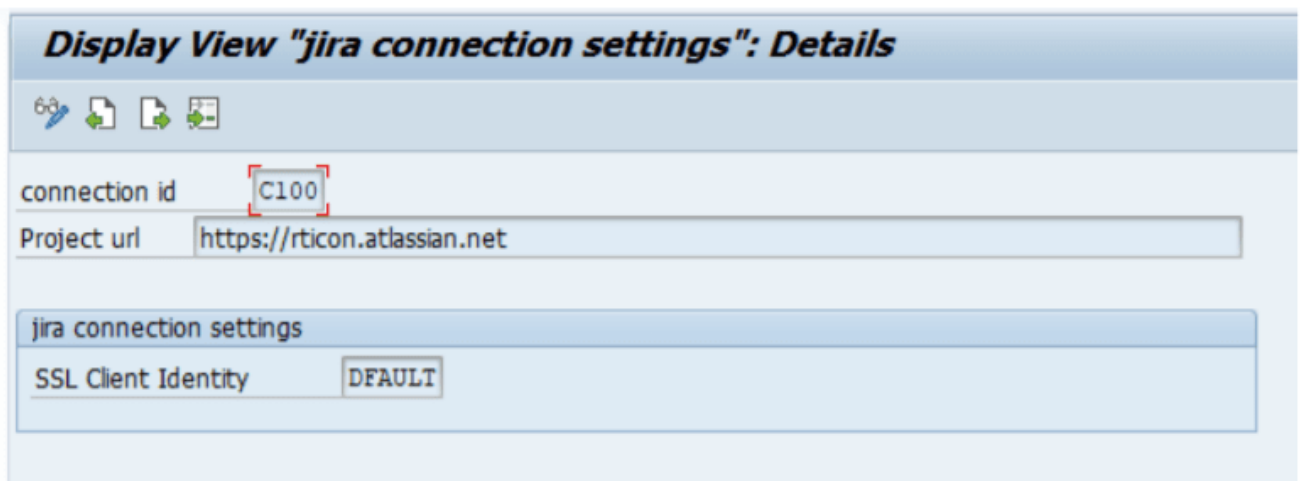
As an SAP component version, at least SAP ECC 6.0 is required.

Copy the transport files into the corresponding transport directory.





Eg: /usr/sap/trans/cofiles , /usr/sap/trans/data

Import the transport request into the according clients using the transaction STMS

1.1. Jira Connection Settings - /MLSAG/JIRA_API



Display View "jira connection settings": Details

60    

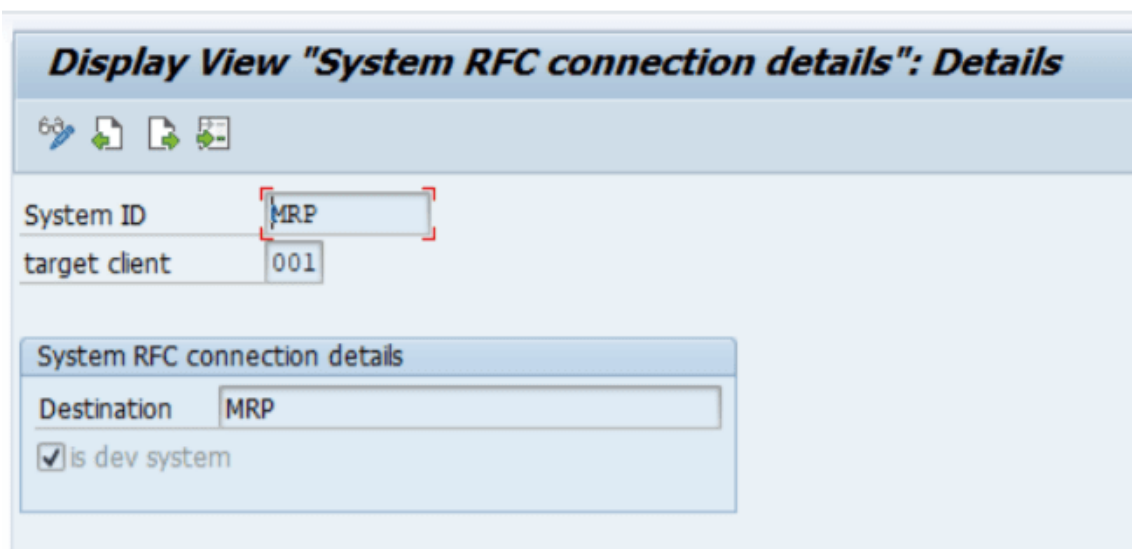
connection id

Project url





jira connection settings

SSL Client Identity

1.2. System RFC Connection Customizing - /MLSAG/JIRA_SIDS



Display View "System RFC connection details": Details

60    

System ID

target client

System RFC connection details

Destination

is dev system

1.3. System RFC Connection Customizing Text - /MLSAG/JIRA_SIDT

Company code information, name, tax number and address details are maintained Digital Planet portal.

Change View "System RFC connection details text": Overview

New Entries

System RFC connection details text

System ID	target cli	Language	system definitions
MRP	001	EN	MRP TEST SYSTEM

1.4. Jira User Customizing – /MLSAG/JIRA_USR

The token code is received by jira website. Details for 4. Jira Token

Display View "jira user custom": Details

User Name: SCELIK

jira user custom

jira username: suleyman.celik@melasoft.com

jira token code: [REDACTED]

+ **Is admin?**

2. SAP Smart Bridge Cockpit

- /MLSAG/JIRA_MON

Corresponding Monitor

project key to

board id to

JIRA COCKPIT

4 All Project DB Refresh 5 All Issue DB Refresh

1

ISSUES

Select	Details	project id	board id	Issue Key	Project Name	Issue ID	Issue Summary	Creator	Reporter	ASSIG	Project ut
<input type="checkbox"/>	<input type="checkbox"/>			AJSE-1	Abassian Jira SAP Extensi	11	Haorak	Al Kara	Al Kara		https://icon.abassian.net/estap/2/issue
<input type="checkbox"/>	<input type="checkbox"/>			AJSE-10	Abassian Jira SAP Extensi	11	Dashboard on SAP	Suleym	Suleym	Snan	https://icon.abassian.net/estap/2/issue
<input type="checkbox"/>	<input type="checkbox"/>			AJSE-11	Abassian Jira SAP Extensi	11	Create Rest Api Endpoint	gothan	gothan		https://icon.abassian.net/estap/2/issue
<input type="checkbox"/>	<input type="checkbox"/>			AJSE-12	Abassian Jira SAP Extensi	11	Prototip hazirlama	Al Kara	Al Kara	gotha	https://icon.abassian.net/estap/2/issue
<input type="checkbox"/>	<input type="checkbox"/>			AJSE-13	Abassian Jira SAP Extensi	11	Create tickets in ITSM	Karem	Karem	Karem	https://icon.abassian.net/estap/2/issue
<input type="checkbox"/>	<input type="checkbox"/>			AJSE-14	Abassian Jira SAP Extensi	11	Issue structer yapisi olusturma	Sinan G	Sinan G	Karem	https://icon.abassian.net/estap/2/issue
<input type="checkbox"/>	<input type="checkbox"/>			AJSE-15	Abassian Jira SAP Extensi	11	Jira Api ile veri cekilmesi	Sinan G	Sinan G	Sinan	https://icon.abassian.net/estap/2/issue
<input type="checkbox"/>	<input type="checkbox"/>			AJSE-16	Abassian Jira SAP Extensi	11	Adding search for issues	Karem	Karem		https://icon.abassian.net/estap/2/issue
<input type="checkbox"/>	<input type="checkbox"/>			AJSE-17	Abassian Jira SAP Extensi	11	Adding a button for a screenshot of issues that get errors	Karem	Karem		https://icon.abassian.net/estap/2/issue
<input type="checkbox"/>	<input type="checkbox"/>			AJSE-18	Abassian Jira SAP Extensi	11	Alan goster-gide butonu - ALV Database Refresh butonu	Karem	Karem		https://icon.abassian.net/estap/2/issue
<input type="checkbox"/>	<input type="checkbox"/>			AJSE-19	Abassian Jira SAP Extensi	11	Tablolam Join edip tree yapisma yanolitmasi	Karem	Karem		https://icon.abassian.net/estap/2/issue
<input type="checkbox"/>	<input type="checkbox"/>			AJSE-2	Abassian Jira SAP Extensi	11	Abassian Plugin Development Tutorial	Al Kara	Al Kara	gotha	https://icon.abassian.net/estap/2/issue
<input type="checkbox"/>	<input type="checkbox"/>			AJSE-20	Abassian Jira SAP Extensi	11	Documan Hazirlanmasi	Sinan G	Sinan G	Hlm	https://icon.abassian.net/estap/2/issue
<input type="checkbox"/>	<input type="checkbox"/>			AJSE-21	Abassian Jira SAP Extensi	11	Testlam yapilmasi	Sinan G	Sinan G	Hlm	https://icon.abassian.net/estap/2/issue
<input type="checkbox"/>	<input type="checkbox"/>			AJSE-3	Abassian Jira SAP Extensi	11	SAP Create Request	Suleym	Suleym	Suley	https://icon.abassian.net/estap/2/issue
<input type="checkbox"/>	<input type="checkbox"/>			AJSE-4	Abassian Jira SAP Extensi	11	SAP Create request assign issue	Suleym	Suleym	Snan	https://icon.abassian.net/estap/2/issue
<input type="checkbox"/>	<input type="checkbox"/>			AJSE-5	Abassian Jira SAP Extensi	11	SAP Request objects to jira	Suleym	Suleym	Karem	https://icon.abassian.net/estap/2/issue

ISSUE-REQUEST Details

project id	Issue K	Type	Status	Short Description	Owner	Target	Catag	Da	Time	Higher-Level Request	
100	AJSE-1	MRPK002537	S	D	Request	SGU	SYST	19	18	MRPK002484	
100	AJSE-10	MRPK002461	S	D	Melaset GEKA	SGU	SYST	21	00	MRPK002340	
100	AJSE-11	MRPK002348	S	D	SGundemtest	SGU	SYST	25	07	MRPK002347	
100	AJSE-11	MRPK002552	K	D	ajse-11 deneme	SGU	MRV	SYST	27	00	
100	AJSE-12	MRPK002420	S	D	E-Mutabakat - 1	SGU	SYST	15	00	MRPK001723	
100	AJSE-12	MRPK002480	S	D	SAP jira integra	SGU	SYST	14	18	MRPK000522	
100	AJSE-12	MRPK002483	S	D	Jira Developme	SGU	SYST	12	18	MRPK002481	
100	AJSE-12	MRPK002529	T	D	Jira Deneme R	SGU	MRP	SYST	12	17	
100	AJSE-12	MRPK002530	T	D	Jira Deneme R	SGU	MRP	SYST	12	17	
100	AJSE-12	MRPK002531	W	D	Jira Deneme R	SGU	MRV	CUST	12	17	
100	AJSE-12	MRPK002532	K	D	Jira Deneme R	SGU	MRV	SYST	12	17	
100	AJSE-12	MRPK002536	T	D	DENEMEFORUJ	SGU	MRP	SYST	14	23	
100	AJSE-13	MRPK002466	S	D	E-mutabakat	SGU	SYST	08	02	MRPK002159	
100	AJSE-13	MRPK002480	S	D	SAP jira integra	SGU	SYST	14	02	MRPK000522	
100	AJSE-13	MRPK002483	S	D	Jira Developme	SGU	SYST	12	18	MRPK002481	
100	AJSE-13	MRPK002535	T	D	SAP-JIRA DEN	SGU	SYST	14	15		
100	AJSE-14	MRPK002420	S	D	E-Mutabakat - 1	SGU	SYST	15	00	MRPK001723	
100	AJSE-14	MRPK002467	S	D	Deneme Prog.	SGU	SYST	09	18	MRPK002015	

2

3

1. JIRA Project-Board Tree Viewer

2. JIRA Issue (It only shows the issues of the selected project.)

3. JIRA Connecting SAP Request (Shows the requests received for the project.)

4. Update all project from JIRA.

5. Update all issue from JIRA.

6. It sends the request information to JIRA.

7. Create Request or Select old request for connecting JIRA.

8. Updating issue selected project from JIRA.

- Shows all requests received for the issue.

project id	Issue Key	Type	Status	Short Description	Owner	Target	Category	Date	Time	Higher-Level Request	
100	AJSE-14	MRPK901723	K	D	E-Mutabakat - 1	SBOZBUGA	MRV	SYST	21.08.2019	12:36:23	
100	AJSE-14	MRPK902015	K	D	Deneme Programları	CBAYRAKTAR	MRV	SYST	31.01.2020	09:37:07	
100	AJSE-14	MRPK900522	K	D	SAP jira integration	SCELIK	MRV	SYST	24.10.2015	18:49:36	
100	AJSE-14	MRPK902586	S	D	SAP jira integration	HGUNAY		SYST	07.06.2021	13:21:04	MRPK900522
100	AJSE-14	MRPK902485	S	D	SAP jira integration	HKARAKAYA		SYST	29.03.2021	15:12:50	MRPK900522
100	AJSE-14	MRPK900523	S	D	SAP jira integration	SCELIK		SYST	23.01.2021	06:40:19	MRPK900522
100	AJSE-14	MRPK902480	S	D	SAP jira integration	SGUNDEM		SYST	02.06.2021	17:01:54	MRPK900522
100	AJSE-14	MRPK902481	K	D	Jira Development	HKARAKAYA	MRV	SYST	09.03.2021	01:13:39	
100	AJSE-14	MRPK902595	S	D	Jira Development	HGUNAY		SYST	04.06.2021	15:41:37	MRPK902481
100	AJSE-14	MRPK902482	S	D	Jira Development	HKARAKAYA		SYST	31.03.2021	20:20:44	MRPK902481
100	AJSE-14	MRPK902483	S	D	Jira Development	SGUNDEM		SYST	07.06.2021	12:51:46	MRPK902481
100	AJSE-14	MRPK902506	T	R	MELASOFT /MLSAG/ED PACKAGE UPDATE	SGUNDEM	MRP	SYST	01.04.2021	19:02:50	
100	AJSE-14	MRPK902515	K	D	Ekran Deneme Requesti	SGUNDEM	MRV	SYST	09.04.2021	02:55:45	
100	AJSE-14	MRPK902518	T	R	/MLSAG/ED_S_OUTMAIN ST UPDATE	SGUNDEM	MRP	SYST	09.04.2021	18:24:22	
100	AJSE-14	MRPK902528	T	D	dfghjk	SGUNDEM		SYST	12.04.2021	14:30:09	
100	AJSE-14	MRPK902534	K	D	DENEME jira	SGUNDEM	MRV	SYST	14.04.2021	02:16:20	
100	AJSE-14	MRPK902535	T	D	SAP-JIRA DENEME	SGUNDEM		SYST	14.04.2021	15:43:06	

- Create/Select Request

REQUEST SCREEN

CREATE REQUEST SELECT REQUEST

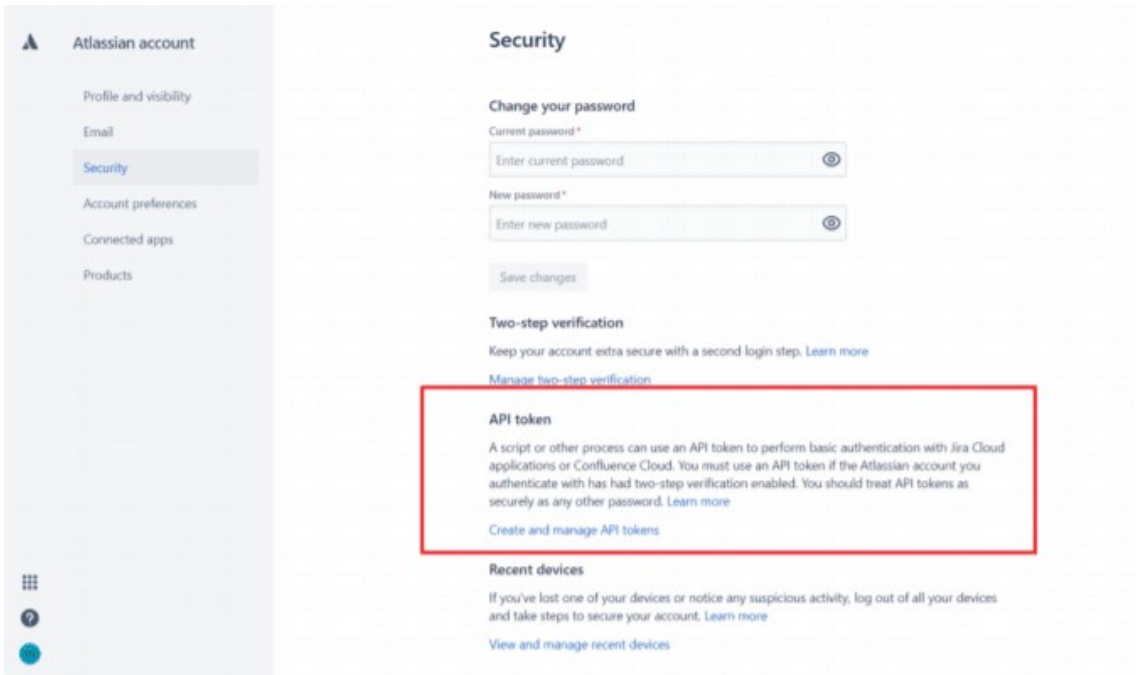
project id: 10062
Issue Key: AJSE-14
Type: W
Short Description: TEST
Transport Target: []
Owner: SGUNDEM

CREATE

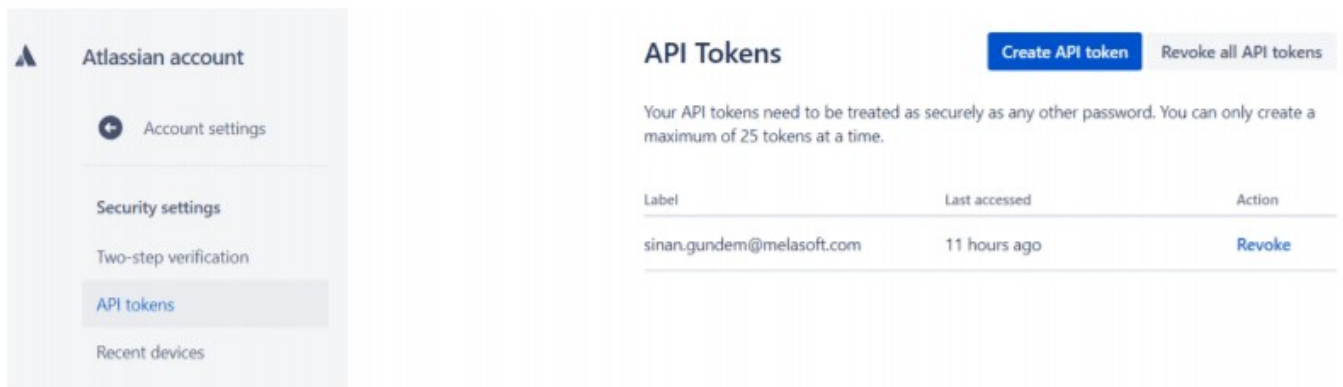
3. Transaction codes

4. Jira Token

Atlassian account>Account Settings>Security Settings>API Token



6








5. Jira Melasoft SAP SmartBridge

We will connect your SAP requests system. And you can follow them in our sap tool.

To Do ▾

YOUR PINNED FIELDS ✕
Click on the 📌 next to a field label to start pinning.

Assignee	 Kerem Karakaya
Labels	None
Development	 Create branch
Reporter	 Kerem Karakaya
Atlas CRM	 Atlas CRM
Clockwork	 Open Clockwork
Melasoft Sap Tool	Open Melasoft Sap Tool

Created March 1, 2021, 2:42 PM
Updated March 1, 2021, 2:42 PM

 [Configure](#)

Click our tool on right side of issue page. You can see the tree table.

RequestId	User	Date	Descri
▶TEST	XXXXXX	21.08.2019	E-Muta
TESTSUB	YYYYYY	14.05.2020	E-Muta
TESTSUB1	ZZZZZZ	06.05.2020	E-Muta
TESTSUB2	XXXXXX	04.09.2019	E-Muta
TESTSUB3	AAAAAA	04.06.2020	E-Muta
TESTSUB4	BBBBBB	15.02.2021	E-Muta
▶TEST1	YYYYYY	31.01.2020	Denerr
▶TEST2	AAAAAA	24.10.2015	SAP jir
TEST2SUB	CCCCCC	29.03.2021	SAP jir
TEST2SUB1	AAAAAA	23.01.2021	SAP jir
TEST2SUB2	BBBBBB	14.04.2021	SAP jir
▶TEST3	CCCCCC	09.03.2021	Jira De
TEST4	BBBBBB	01.04.2021	MELAS PACKA
TEST5	BBBBBB	09.04.2021	Ekran I
TEST6	BBBBBB	09.04.2021	/MLSA ST UPI
TEST7	BBBBBB	12.04.2021	dfghjk
TEST8	BBBBBB	14.04.2021	DENEI
TEST9	BBBBBB	14.04.2021	SAP-JI

You will see data from SAP requests system as 'request-id', 'owner', 'date', 'description', 'status' and 'type'.